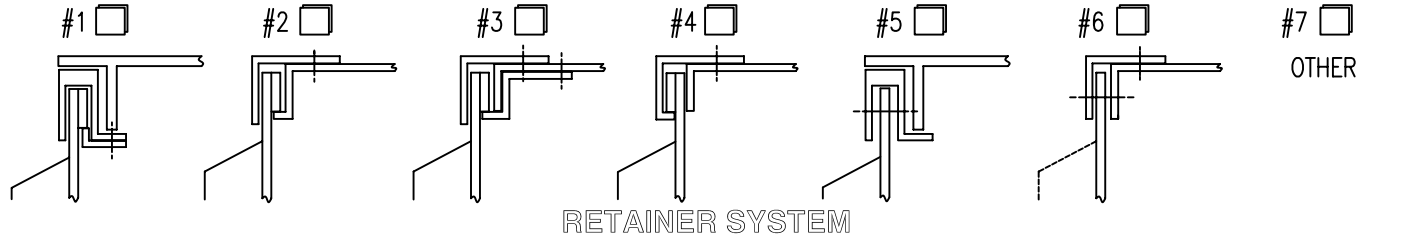
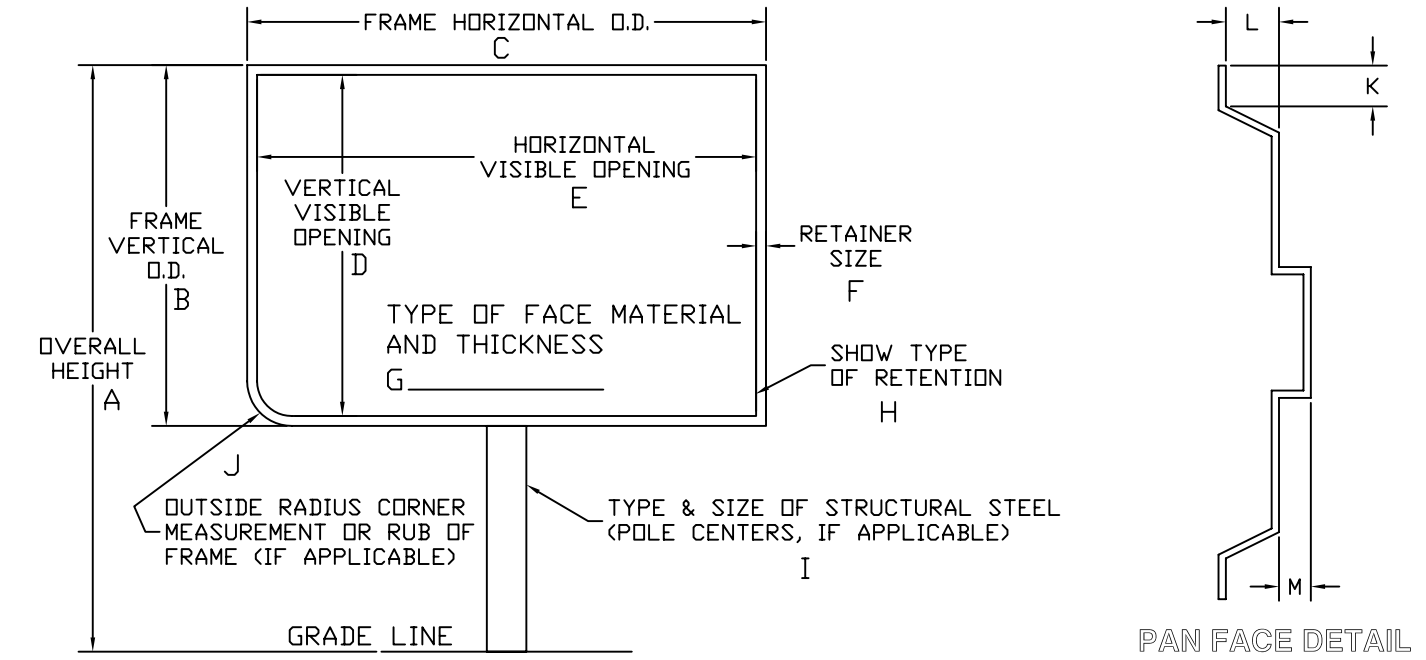
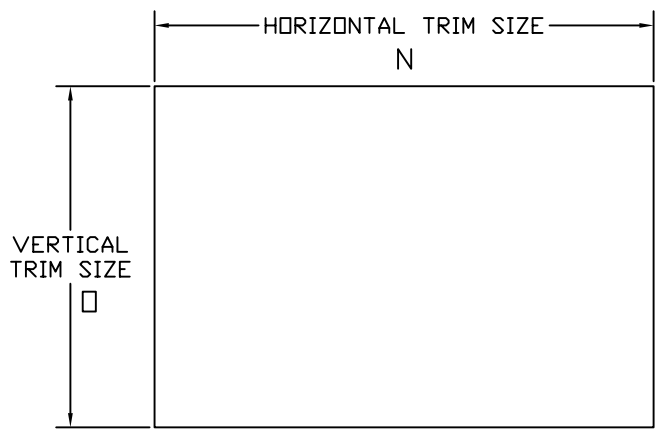


# SIGN FRAME / FACE SURVEY FORM

CUSTOMER NAME: \_\_\_\_\_  
 ADDRESS: \_\_\_\_\_ CITY: \_\_\_\_\_ STATE: \_\_\_\_\_ ZIP CODE: \_\_\_\_\_  
 CF SITE NUMBER: \_\_\_\_\_ TELEPHONE NUMBER: ( ) \_\_\_\_\_ DATE \_\_\_\_\_



- (B) FRAME VERTICAL O.D. \_\_\_\_\_
  - (C) FRAME HORIZONTAL O.D. \_\_\_\_\_
  - (D) VERTICAL VISIBLE OPENING \_\_\_\_\_
  - (E) HORIZONTAL VISIBLE OPENING \_\_\_\_\_
  - (F) RETAINER WIDTH \_\_\_\_\_
  
  - (I) POLE STRUCTURE (TYPE & SIZES) \_\_\_\_\_
  - (J) RADIUS CORNERS (QTY & SIZES) \_\_\_\_\_
- PAN FACE - PLEASE INDICATE THE FOLLOWING:
- (L) PAN DEPTH \_\_\_\_\_
  - (N) HORIZONTAL TRIM SIZE \_\_\_\_\_
  - (O) VERTICAL TRIM SIZE \_\_\_\_\_



GENERAL QUESTIONS:  
 CONDITION OF CABINET & RETAINERS: GOOD \_\_\_ FAIR \_\_\_ POOR \_\_\_

FACE TRIM SIZE

